


AKSHARCHEM (INDIA) LIMITED

Introductory sub-table (I)(a)

| | | | |
|--|--|---|---|
| Name of the Company: AKSHARCHEM (INDIA) LIMITED | | | |
| Scrip Code, Name of the scrip, class of security: BSE 524598 ASE 6408 (EQUITY) | | | |
| Quarter ended: 30th June, 2014 | | | |
| Partly paid-up shares:- | No. of partly paid-up shares | As a % of total no. of partly paid-up shares | As a % of total no. of shares of the company |
| Held by promoter/promoter group | 0 | 0 | 0 |
| Held by public | 0 | 0 | 0 |
| Total - D | 0 | 0 | 0 |
| Outstanding convertible securities: No. of outstanding securities | As a % of total no. of outstanding convertible securities | As a % of total no. of shares of the company, assuming full conversion of the convertible securities | |
| Held by promoter/promoter group | 0 | 0 | 0 |
| Held by public | 0 | 0 | 0 |
| Total - E | 0 | 0 | 0 |
| Warrants:- | No. of warrants | As a % of total no. of warrants | As a % of total no. of shares of the company, assuming full conversion of warrants |
| Held by promoter/promoter group | 0 | 0 | 0 |
| Held by public | 0 | 0 | 0 |
| Total - F | 0 | 0 | 0 |
| Total paid-up capital of the company, assuming full conversion of warrants and convertible securities | | 4952850 | |

For, Akshar Chem (India) Ltd.




Joint Managing Director

| Statement Showing Shareholding Pattern | | | | | | | | |
|--|---|------------------------|------------------------|--|--|----------------------------|--|----------------------|
| Category code | Category of Shareholder | Number of Shareholders | Table I(a) | | Total shareholding as a percentage of total number of shares | | Shares Pledged or otherwise encumbered | |
| | | | Total number of shares | Number of shares held in dematerialized form | As a percentage of(A+B) ¹ | As a percentage of (A+B+C) | Number of shares | As a percentage |
| (I) | (II) | (III) | (IV) | (V) | (VI) | (VII) | (VIII) | (IX)=(VIII)/(IV)*100 |
| (A) | Shareholding of Promoter and | | | | | | | |
| 1 | Indian | | | | | | | |
| (a) | Individuals/ Hindu Undivided Family | 6 | 3325536 | 3325536 | 67.14 | 67.14 | 0 | 0.00 |
| (b) | Central Government/ State Government(s) | 0 | 0 | 0 | 0.00 | 0.00 | 0 | 0.00 |
| (c) | Bodies Corporate | 2 | 323922 | 323922 | 6.54 | 6.54 | 0 | 0.00 |
| (d) | Financial Institutions/ Banks | 0 | 0 | 0 | 0.00 | 0.00 | 0 | 0.00 |
| (e) | Any Others(Specify) | 0 | 0 | 0 | 0.00 | 0.00 | 0 | 0.00 |
| (e-i) | | | | | | | | |
| (e-ii) | | | | | | | | |
| | Sub Total(A)(1) | 8 | 3649458 | 3649458 | 73.68 | 73.68 | 0 | 0.00 |
| 2 | Foreign | | | | | | | |
| a | Individuals (Non-Residents Individuals/ Foreign Individuals) | | 0 | 0 | 0.00 | 0.00 | 0 | 0.00 |
| b | Bodies Corporate | | 0 | 0 | 0.00 | 0.00 | 0 | 0.00 |
| c | Institutions | | 0 | 0 | 0.00 | 0.00 | 0 | 0.00 |
| d | Any Others(Specify) | | 0 | 0 | 0.00 | 0.00 | 0 | 0.00 |
| d-i | | | | | | | | |
| d-ii | | | | | | | | |
| | Sub Total(A)(2) | 0 | 0 | 0 | 0.00 | 0.00 | 0 | 0.00 |
| | Total Shareholding of Promoter | 8 | 3649458 | 3649458 | 73.68 | 73.68 | 0 | 0.00 |
| (B) | Public shareholding | | | | | | | |
| 1 | Institutions | | | | | | | |
| (a) | Mutual Funds/ UTI | 1 | 4500 | 0 | 0.09 | 0.09 | | |
| (b) | Financial Institutions /Banks | 0 | 0 | 0 | 0.00 | 0.00 | | |
| (c) | Central Government/ State Government(s) | 0 | 0 | 0 | 0.00 | 0.00 | | |
| (d) | Venture Capital Funds | 0 | 0 | 0 | 0.00 | 0.00 | | |
| (e) | Insurance Companies | 0 | 0 | 0 | 0.00 | 0.00 | | |
| (f) | Foreign Institutional Investors | 0 | 0 | 0 | 0.00 | 0.00 | | |
| (g) | Foreign Venture Capital Investors | 0 | 0 | 0 | 0.00 | 0.00 | | |
| (h) | Any Other (specify) | 0 | 0 | 0 | 0.00 | 0.00 | | |
| (h-i) | | | | | | | | |
| (h-ii) | | | | | | | | |
| | Sub-Total (B)(1) | 1 | 4500 | 0 | 0.09 | 0.09 | | |
| B 2 | Non-institutions | | | | | | | |
| (a) | Bodies Corporate | 74 | 96064 | 92464 | 1.94 | 1.94 | | |
| (b) | Individuals | | | | | | | |
| I | Individuals -i. Individual shareholders holding nominal share capital up to Rs 1 lakh | 110 | 850057 | 391337 | 17.16 | 17.16 | | |



| Statement Showing Shareholding Pattern | | | | | | | | |
|--|---|------------------------|------------------------|--|--|----------------------------|--|-----------------|
| Category code | Category of Shareholder | Number of Shareholders | Table (I)(a) | | Total shareholding as a percentage of total number of shares | | Shares Pledged or otherwise encumbered | |
| | | | Total number of shares | Number of shares held in dematerialized form | As a percentage of(A+B) ¹ | As a percentage of (A+B+C) | Number of shares | As a percentage |
| II | ii. Individual shareholders holding nominal share capital in excess of Rs. 1 lakh. | 9 | 309041 | 309041 | 6.24 | 6.24 | | |
| (c) | Any Other (specify) | | | | | | | |
| (c-i) | NRI/OBC | 12 | 18922 | 3322 | 0.38 | 0.38 | | |
| (c-ii) | Clearing Member/House | 32 | 24808 | 24808 | 0.50 | 0.50 | | |
| | | | | | | | | |
| | Sub-Total (B)(2) | 4537 | 1298892 | 820972 | 26.23 | 26.23 | | |
| | | | | | | | | |
| (B) | Total Public Shareholding (B)= (B)(1)+(B)(2) | 4538 | 1303392 | 820972 | 26.32 | 26.32 | | |
| | | | | | | | | |
| | TOTAL (A)+(B) | 4546 | 4952850 | 4470430 | 100.00 | 100.00 | 0 | 0.00 |
| | | | | | | | | |
| (C) | Shares held by Custodians and against which Depository Receipts have been issued | | | | | | | |
| 1 | Promoter and Promoter Group | 0 | 0 | 0 | 0 | 0 | | |
| 2 | Public | 0 | 0 | 0 | 0 | 0 | | |
| | Sub-Total (C) | 0 | 0 | 0 | 0 | 0 | 0 | 0 |
| | | | | | | | | |
| | GRAND TOTAL (A)+(B)+(C) | 4546 | 4952850 | 4470430 | 100.00 | 100.00 | 0 | 0.00 |


For, Akshar Chem (India) Ltd.



Joint Managing Director

AKSHARCHEM (INDIA) LIMITED

| Sr.No | Notes |
|-------|-------|
| 1 | |
| 2 | |
| 3 | |
| 4 | |
| 5 | NIL |
| 6 | |
| 7 | |
| 8 | |
| 9 | |




Handwritten signature

(I)(b) Statement showing holding of securities (including shares, warrants, convertible securities) of persons belonging to the category "Promoter and Promoter Group"

| Sr. | Name of the shareholder | Details of Shares held | | Encumbered shares (*) | | | Details of warrants | | Details of convertible securities | | Total shares (including underlying shares assuming full conversion of warrants and convertible securities) as a % of diluted share capital |
|--------------|-------------------------------|------------------------|---------------------------------------|-----------------------|--|--|-------------------------|---|---------------------------------------|---|--|
| | | Number of shares held | As a % of grand total (A) + (B) + (C) | No. | As a percentage (VI) = (V)/(III) * 100 | As a % of grand total (A)+(B)+(C) of sub-clause (I)(a) | Number of warrants held | As a % total number of warrants of the same class | Number of convertible securities held | As a % total number of convertible securities of the same class | |
| No. | (I) | (II) | (III) | (IV) | (V) | (VI) | (VII) | (VIII) | (IX) | (X) | (XI) |
| 1 | Mrs. Paru M. Jaykrishna | 1636871 | 33.05 | | 0.00 | 0.00 | | | 0 | 0 | 0.00 |
| 2 | Mr. Gokul M. Jaykrishna | 738783 | 14.92 | | 0.00 | 0.00 | | | 0 | 0 | 0.00 |
| 3 | Mr. Munjal M. Jaykrishna | 738830 | 14.92 | | 0.00 | 0.00 | | | 0 | 0 | 0.00 |
| 4 | M/s. Intercon Finance Pvt Ltd | 323722 | 6.54 | | 0.00 | 0.00 | | | 0 | 0 | 0.00 |
| 5 | Mr. Gokul M. Jaykrishna | 97589 | 1.97 | | 0.00 | 0.00 | | | 0 | 0 | 0.00 |
| 6 | Mr. Munjal M. Jaykrishna | 97542 | 1.97 | | 0.00 | 0.00 | | | 0 | 0 | 0.00 |
| 7 | Mrs. Paru M. Jaykrishna | 15921 | 0.32 | | 0.00 | 0.00 | | | 0 | 0 | 0.00 |
| 8 | M/s. Skyjet Aviation Pvt Ltd | 200 | 0.00 | | 0.00 | 0.00 | | | 0 | 0 | 0.00 |
| 9 | / | / | / | | / | / | | / | / | / | / |
| 10 | / | / | / | | / | / | | / | / | / | / |
| TOTAL | | 3649458 | 73.68 | 0 | 0.00 | 0.00 | 0.00 | 0 | 0.00 | 0 | 0.00 |

(*) The term "encumbrance" has the same meaning as assigned to it in regulation 28(3) of the SAST Regulations, 2011



(D)(d) Statement showing details of locked-in shares


| Sr. No. | Name of the shareholder | Number of locked-in shares | Locked-in shares as a percentage of total number of shares {i.e., Grand Total (A)+(B)+(C) indicated in Statement at para (D)(a) above} | Promoter / Promoter Group / Public |
|--------------|-------------------------|----------------------------|--|------------------------------------|
| 1 | | | | |
| 2 | | | | |
| 3 | | | | |
| 4 | | | | |
| 5 | | NIL | | |
| 6 | | | | |
| 7 | | | | |
| 8 | | | | |
| 9 | | | | |
| | | 0 | 0.00 | |
| TOTAL | | | | |



[Handwritten signature]

(II)(b) Statement showing holding of Depository Receipts (DRs), where underlying shares held by "promoter/promoter group" are in excess of 1% of the total number of shares

| Sr. No. | Name of the DR Holder | Type of outstanding DR (ADRs, GDRs, SDRs, etc.) | Number of shares underlying outstanding DRs | Shares underlying outstanding DRs as a percentage of total number of shares {i.e., Grand Total (A)+(B)+(C) indicated in Statement at para D(a) above} |
|--------------|-----------------------|---|---|---|
| 1 | | | | |
| 2 | | | | |
| 3 | | | | |
| 4 | | | | |
| 5 | | | | |
| 6 | | N/A | | |
| 7 | | | | |
| 8 | | | | |
| 9 | | | | |
| | | | 0 | 0.00 |
| TOTAL | | | 0 | 0.00 |



[Handwritten signature]